

NEW Enrolling in MyLabsPlus Procedures

(Replaces pgs. 3 – 5 of First Day Handout)

A. Students Who Have Previously Used MyLabsPlus:

1. Use **Firefox** or **Google Chrome** to access: www.aacc.mylabsplus.com
2. Login to MyLabsPlus with your previous User Name and Password.
 - a) Your MyLabsPlus User Name is the same as the one used for accessing a campus computer and MyAACC.
 - b) If you don't remember your MyLabsPlus Password, there is a link on the login page where you enter your User Name and then your Password will be emailed to your MyAACC inbox.
3. **Skip to pg. 6**, and follow the steps for *Accessing MyLabsPlus*.

OR

B. Students Who Have Never Used MyLabsPlus:

1. Use **Firefox** or **Google Chrome** to access: www.aacc.mylabsplus.com

The image shows a screenshot of the Pearson MyLabsPlus login page. On the left, there is a 'Sign in' section with fields for 'Username:' and 'Password:', a 'Forgot your password?' link, and a 'Sign in' button. A callout box points to the 'Forgot your password?' link. The callout box contains the following text:

Click the link:
Forgot your Password?
 The **Login Problems** page should open.

Type your **MyAACC Username** and press **Request Password Reset**

Type the same Username for logging onto a college computer.

On the right, the 'Login Problems' section is visible, which includes instructions for new users and a 'Reset your Password' section. The 'Reset your Password' section has a 'Username' field and a 'Request Password Reset' button. A blue arrow points from the 'Request Password Reset' button in the callout box to the 'Request Password Reset' button on the page.

2.

Anne Arundel Community College Thank You

An email has been sent from [PasswordReset@ResetCredentials.com](mailto>PasswordReset@ResetCredentials.com) with a link to reset your password.

Go to your MyAACC email and open the **Password Reset Email**.

3. Use **Firefox** or **Google Chrome** to access: www.aacc.edu

Click on **MyAACC**.



Enter your user name and password.
[Forgot your password?](#)

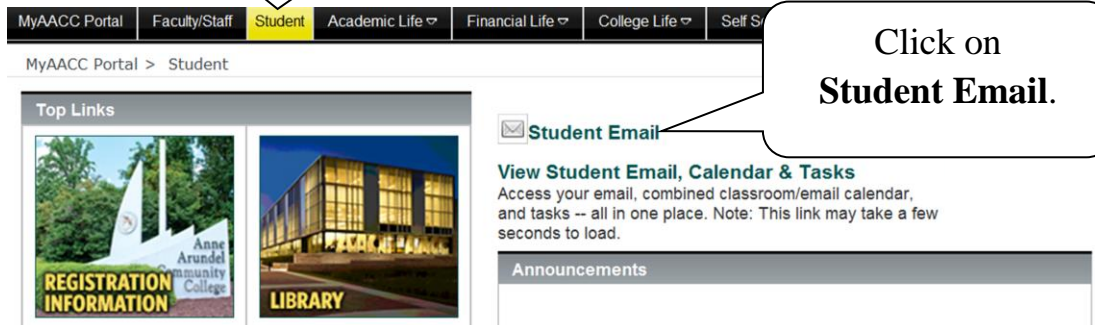
User name:
Password:

Log into **MyAACC**

Enter the exact same User Name and Password for logging onto a college computer (see pgs.1 & 2 First Day Handout).

Click on **Student**.

4.

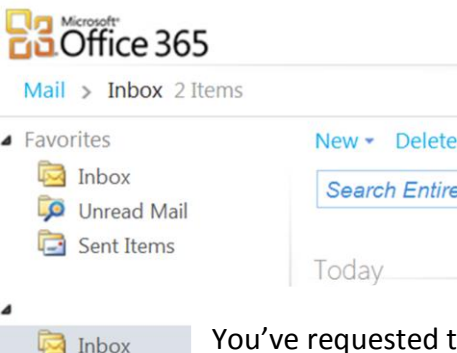


Click on **Student Email**.

Student Email
View Student Email, Calendar & Tasks
Access your email, combined classroom/email calendar, and tasks -- all in one place. Note: This link may take a few seconds to load.

Announcements

5.



Look in your **AACC E-mail Inbox** for the message

Password Reset Information

[PasswordReset@ResetCredentials.com](mailto>PasswordReset@ResetCredentials.com)

Click the link in the email to reset your password.

You've requested to reset your password. If you have received this reset in error, simply ignore this email and nothing will be changed.

If you need to reset your password, click the link to start the password reset process:
<https://resetcredentials.com/ResetPassword/ResetPassword?linkId=xgdQr7nMTscgorVOA>

6.

Anne Arundel Community College

Reset Password

Hi Henry. To reset your password, enter your new password in the fields below.

New passwords are required to be a minimum of 6 characters and a maximum of 50 characters in length.

Password

Verify Password

Reset Password

Enter a Password easy for you to remember (minimum of 6 characters).

Press **Reset Password**.

7.

Anne Arundel Community College

Password Reset

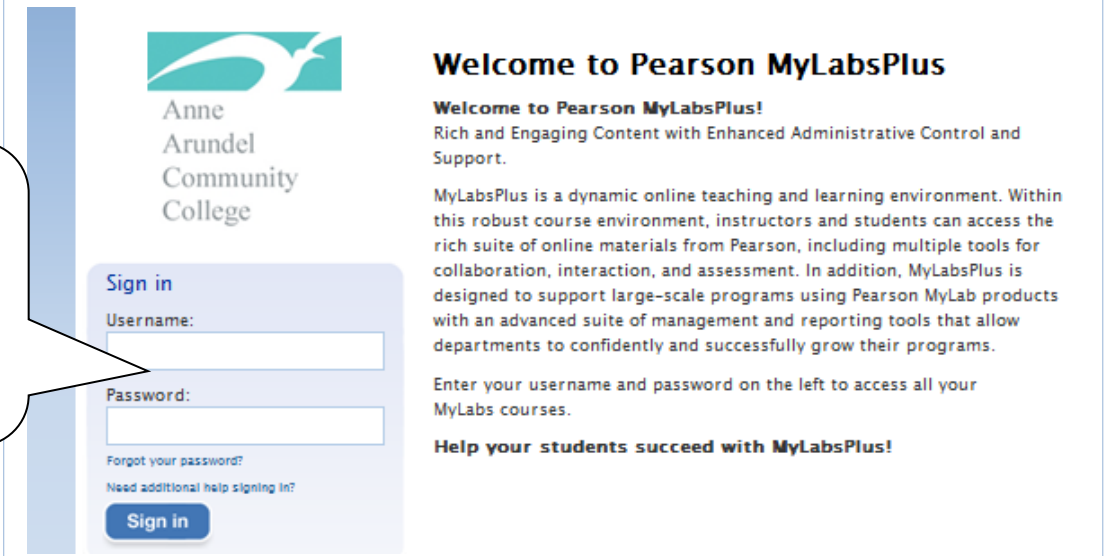
Your password has been successfully reset.

Click the link to return to your [Home Page](#).

Click the link to return to the MyLabsPlus **Home Page**.

Enter your **Username** and **Password**.

Press **Sign In**.



8. Before you start pg. 6 in the First Day Handout, click the tab on top of the browser bar with your MyAACC Outlook email and press **Sign Out** in the upper right hand corner. Now click back on the tab with MyLabsPlus (Academic PHS). Start at pg. 6 in the cream color **First Day Handout**, Accessing MAT 010/011/012 in MyLabsPlus.